

VELS MEDICAL COLLEGE & HOSPITAL

VELAN NAGAR, PERIYAPALAYAM ROAD, MANJANKARANAI, THIRUVALLUR-601102

HOSPITAL STATISTICS FOR THE MONTH OF JAN - 2023**TOTAL BEDS : 503**

| S.No | PARTICULARS | NUMBERS | DAILY AVERAGE |
|------|---|---------|---------------|
| 1 | TOTAL NUMBER OF OUT PATIENTS | 22650 | 871 |
| 2 | TOTAL NUMBER OF OUT PATIENTS TREATED IN EMERGENCY | 1620 | 52 |
| 3 | TOTAL NUMBER OF ADMISSIONS | 1688 | 65 |
| 4 | TOTAL NUMBER OF SURGERIES | 1049 | 48 |
| 5 | MAJOR CASES | 366 | 17 |
| 6 | MINOR CASES | 683 | 31 |
| 7 | TOTAL NUMBER OF RADIO DIAGNOSIS | 2776 | 107 |
| 8 | TOTAL NUMBER OF X-RAYS | 2709 | 104 |
| 9 | TOTAL NUMBER OF CT | 21 | 1 |
| 10 | TOTAL NUMBER OF SPECIAL INVESTIGATIONS | 46 | 2 |
| 11 | TOTAL NUMBER OF ULTRA-SONOGRAM | 1052 | 40 |
| 12 | TOTAL NUMBER OF ECG | 831 | 32 |
| 13 | TOTAL NUMBER OF ECHO | 724 | 28 |
| 14 | TOTAL NUMBER OF CENTRAL LAB INVESTIGATIONS | 79672 | 3064 |
| 15 | TOTAL NUMBER OF BIO-CHEMISTRY TESTS | 34847 | 1340 |
| 16 | TOTAL NUMBER OF CLINICAL PATHOLOGY TESTS | 40007 | 1539 |
| 17 | TOTAL NUMBER OF HISTOPATHOLOGY TESTS | 130 | 5 |
| 18 | TOTAL NUMBER OF CYTOPATHOLOGY TESTS | 181 | 7 |
| 19 | TOTAL NUMBER OF MICRO-BIOLOGY TESTS | 4507 | 173 |


DEAN
Vels Medical College & Hospital
Under VISTAS (Deemed to be University)
Tiruvallur Dist-601 102, Tamil Nadu

VELS MEDICAL COLLEGE & HOSPITAL

VELAN NAGAR, PERIYAPALAYAM ROAD, MANJANKARANAI, THIRUVALLUR-601102

HOSPITAL STATISTICS FOR THE MONTH OF FEB - 2023**TOTAL BEDS : 503**

| S.No | PARTICULARS | NUMBERS | DAILY AVERAGE |
|------|---|---------|---------------|
| 1 | TOTAL NUMBER OF OUT PATIENTS | 22911 | 955 |
| 2 | TOTAL NUMBER OF OUT PATIENTS TREATED IN EMERGENCY | 1496 | 53 |
| 3 | TOTAL NUMBER OF ADMISSIONS | 1466 | 61 |
| 4 | TOTAL NUMBER OF SURGERIES | 1397 | 70 |
| 5 | MAJOR CASES | 410 | 21 |
| 6 | MINOR CASES | 987 | 49 |
| 7 | TOTAL NUMBER OF RADIO DIAGNOSIS | 2760 | 115 |
| 8 | TOTAL NUMBER OF X-RAYS | 2631 | 110 |
| 9 | TOTAL NUMBER OF CT | 81 | 3 |
| 10 | TOTAL NUMBER OF SPECIAL INVESTIGATIONS | 48 | 2 |
| 11 | TOTAL NUMBER OF ULTRA-SONOGRAM | 837 | 35 |
| 12 | TOTAL NUMBER OF ECG | 1101 | 46 |
| 13 | TOTAL NUMBER OF ECHO | 420 | 18 |
| 14 | TOTAL NUMBER OF CENTRAL LAB INVESTIGATIONS | 79784 | 3324 |
| 15 | TOTAL NUMBER OF BIO-CHEMISTRY TESTS | 33327 | 1389 |
| 16 | TOTAL NUMBER OF CLINICAL PATHOLOGY TESTS | 41538 | 1731 |
| 17 | TOTAL NUMBER OF HISTOPATHOLOGY TESTS | 177 | 7 |
| 18 | TOTAL NUMBER OF CYTOPATHOLOGY TESTS | 199 | 8 |
| 19 | TOTAL NUMBER OF MICRO-BIOLOGY TESTS | 4543 | 189 |



DEAN


Vels Medical College & Hospital
Under VISTAS (Deemed to be University)
Tiruvallur Dist-601 102, Tamil Nadu

VELS MEDICAL COLLEGE & HOSPITAL

VELAN NAGAR, PERIYAPALAYAM ROAD, MANJANKARANAI, THIRUVALLUR-601102

HOSPITAL STATISTICS FOR THE MONTH OF MAR - 2023**TOTAL BEDS : 503**

| S.No | PARTICULARS | NUMBERS | DAILY AVERAGE |
|------|---|---------|---------------|
| 1 | TOTAL NUMBER OF OUT PATIENTS | 24631 | 912 |
| 2 | TOTAL NUMBER OF OUT PATIENTS TREATED IN EMERGENCY | 1372 | 44 |
| 3 | TOTAL NUMBER OF ADMISSIONS | 1756 | 65 |
| 4 | TOTAL NUMBER OF SURGERIES | 1703 | 74 |
| 5 | MAJOR CASES | 410 | 18 |
| 6 | MINOR CASES | 1293 | 56 |
| 7 | TOTAL NUMBER OF RADIO DIAGNOSIS | 3098 | 115 |
| 8 | TOTAL NUMBER OF X-RAYS | 2918 | 108 |
| 9 | TOTAL NUMBER OF CT | 126 | 5 |
| 10 | TOTAL NUMBER OF SPECIAL INVESTIGATIONS | 54 | 2 |
| 11 | TOTAL NUMBER OF ULTRA-SONOGRAM | 987 | 37 |
| 12 | TOTAL NUMBER OF ECG | 1232 | 46 |
| 13 | TOTAL NUMBER OF ECHO | 550 | 20 |
| 14 | TOTAL NUMBER OF CENTRAL LAB INVESTIGATIONS | 89359 | 3310 |
| 15 | TOTAL NUMBER OF BIO-CHEMISTRY TESTS | 38239 | 1416 |
| 16 | TOTAL NUMBER OF CLINICAL PATHOLOGY TESTS | 44985 | 1666 |
| 17 | TOTAL NUMBER OF HISTOPATHOLOGY TESTS | 193 | 7 |
| 18 | TOTAL NUMBER OF CYTOPATHOLOGY TESTS | 173 | 6 |
| 19 | TOTAL NUMBER OF MICRO-BIOLOGY TESTS | 5769 | 214 |


DEAN
Vels Medical College & Hospital
Under VISTAS (Deemed to be University)
Tiruvallur Dist-601 102, Tamil Nadu

VELS MEDICAL COLLEGE & HOSPITAL

VELAN NAGAR, PERIYAPALAYAM ROAD, MANJANKARANAI, THIRUVALLUR-601102

HOSPITAL STATISTICS FOR THE MONTH OF APR - 2023**TOTAL BEDS : 503**

| S.No | PARTICULARS | NUMBERS | DAILY AVERAGE |
|------|---|---------|---------------|
| 1 | TOTAL NUMBER OF OUT PATIENTS | 20185 | 918 |
| 2 | TOTAL NUMBER OF OUT PATIENTS TREATED IN EMERGENCY | 1562 | 52 |
| 3 | TOTAL NUMBER OF ADMISSIONS | 1452 | 66 |
| 4 | TOTAL NUMBER OF SURGERIES | 1260 | 70 |
| 5 | MAJOR CASES | 368 | 20 |
| 6 | MINOR CASES | 892 | 50 |
| 7 | TOTAL NUMBER OF RADIO DIAGNOSIS | 2617 | 119 |
| 8 | TOTAL NUMBER OF X-RAYS | 2418 | 110 |
| 9 | TOTAL NUMBER OF CT | 153 | 7 |
| 10 | TOTAL NUMBER OF SPECIAL INVESTIGATIONS | 46 | 2 |
| 11 | TOTAL NUMBER OF ULTRA-SONOGRAM | 844 | 38 |
| 12 | TOTAL NUMBER OF ECG | 952 | 43 |
| 13 | TOTAL NUMBER OF ECHO | 439 | 20 |
| 14 | TOTAL NUMBER OF CENTRAL LAB INVESTIGATIONS | 74288 | 3377 |
| 15 | TOTAL NUMBER OF BIO-CHEMISTRY TESTS | 35444 | 1611 |
| 16 | TOTAL NUMBER OF CLINICAL PATHOLOGY TESTS | 33985 | 1545 |
| 17 | TOTAL NUMBER OF HISTOPATHOLOGY TESTS | 150 | 7 |
| 18 | TOTAL NUMBER OF CYTOPATHOLOGY TESTS | 159 | 7 |
| 19 | TOTAL NUMBER OF MICRO-BIOLOGY TESTS | 4550 | 207 |


DEAN
Vels Medical College & Hospital
Under VISTAS (Deemed to be University)
Tiruvallur Dist-601 102, Tamil Nadu

VELS MEDICAL COLLEGE & HOSPITAL

VELAN NAGAR, PERIYAPALAYAM ROAD, MANJANKARANAI, THIRUVALLUR-601102

HOSPITAL STATISTICS FOR THE MONTH OF MAY - 2023**TOTAL BEDS : 503**

| S.No | PARTICULARS | NUMBERS | DAILY AVERAGE |
|------|---|---------|---------------|
| 1 | TOTAL NUMBER OF OUT PATIENTS | 22896 | 881 |
| 2 | TOTAL NUMBER OF OUT PATIENTS TREATED IN EMERGENCY | 1424 | 46 |
| 3 | TOTAL NUMBER OF ADMISSIONS | 1622 | 62 |
| 4 | TOTAL NUMBER OF SURGERIES | 1392 | 61 |
| 5 | MAJOR CASES | 451 | 20 |
| 6 | MINOR CASES | 941 | 41 |
| 7 | TOTAL NUMBER OF RADIO DIAGNOSIS | 3480 | 134 |
| 8 | TOTAL NUMBER OF X-RAYS | 3258 | 125 |
| 9 | TOTAL NUMBER OF CT | 171 | 7 |
| 10 | TOTAL NUMBER OF SPECIAL INVESTIGATIONS | 51 | 2 |
| 11 | TOTAL NUMBER OF ULTRA-SONOGRAM | 826 | 32 |
| 12 | TOTAL NUMBER OF ECG | 1128 | 43 |
| 13 | TOTAL NUMBER OF ECHO | 246 | 9 |
| 14 | TOTAL NUMBER OF CENTRAL LAB INVESTIGATIONS | 74075 | 2849 |
| 15 | TOTAL NUMBER OF BIO-CHEMISTRY TESTS | 32587 | 1253 |
| 16 | TOTAL NUMBER OF CLINICAL PATHOLOGY TESTS | 36753 | 1414 |
| 17 | TOTAL NUMBER OF HISTOPATHOLOGY TESTS | 199 | 8 |
| 18 | TOTAL NUMBER OF CYTOPATHOLOGY TESTS | 190 | 7 |
| 19 | TOTAL NUMBER OF MICRO-BIOLOGY TESTS | 4346 | 167 |


DEAN
Vels Medical College & Hospital
Under VISTAS (Deemed to be University)
Tiruvallur Dist-601 102, Tamil Nadu

VELS MEDICAL COLLEGE & HOSPITAL

VELAN NAGAR, PERIYAPALAYAM ROAD, MANJANKARANAI, THIRUVALLUR-601102

HOSPITAL STATISTICS FOR THE MONTH OF JUN - 2023**TOTAL BEDS : 503**

| S.No | PARTICULARS | NUMBERS | DAILY AVERAGE |
|------|---|---------|---------------|
| 1 | TOTAL NUMBER OF OUT PATIENTS | 22048 | 882 |
| 2 | TOTAL NUMBER OF OUT PATIENTS TREATED IN EMERGENCY | 1404 | 47 |
| 3 | TOTAL NUMBER OF ADMISSIONS | 1627 | 65 |
| 4 | TOTAL NUMBER OF SURGERIES | 1267 | 60 |
| 5 | MAJOR CASES | 348 | 17 |
| 6 | MINOR CASES | 919 | 44 |
| 7 | TOTAL NUMBER OF RADIO DIAGNOSIS | 3472 | 139 |
| 8 | TOTAL NUMBER OF X-RAYS | 3234 | 129 |
| 9 | TOTAL NUMBER OF CT | 189 | 8 |
| 10 | TOTAL NUMBER OF SPECIAL INVESTIGATIONS | 49 | 2 |
| 11 | TOTAL NUMBER OF ULTRA-SONOGRAM | 594 | 24 |
| 12 | TOTAL NUMBER OF ECG | 1100 | 44 |
| 13 | TOTAL NUMBER OF ECHO | 232 | 9 |
| 14 | TOTAL NUMBER OF CENTRAL LAB INVESTIGATIONS | 80032 | 3201 |
| 15 | TOTAL NUMBER OF BIO-CHEMISTRY TESTS | 34908 | 1396 |
| 16 | TOTAL NUMBER OF CLINICAL PATHOLOGY TESTS | 39973 | 1599 |
| 17 | TOTAL NUMBER OF HISTOPATHOLOGY TESTS | 163 | 7 |
| 18 | TOTAL NUMBER OF CYTOPATHOLOGY TESTS | 183 | 7 |
| 19 | TOTAL NUMBER OF MICRO-BIOLOGY TESTS | 4824 | 193 |


VELS
Vels Medical College & Hospital
Under VISTAS (Deemed to be University)
Tiruvallur Dist-601 102, Tamil Nadu

VELS MEDICAL COLLEGE & HOSPITAL

VELAN NAGAR, PERIYAPALAYAM ROAD, MANJANKARANAI, THIRUVALLUR-601102

HOSPITAL STATISTICS FOR THE MONTH OF JULY - 2023**TOTAL BEDS : 503**

| S.No | PARTICULARS | NUMBERS | DAILY AVERAGE |
|------|---|---------|---------------|
| 1 | TOTAL NUMBER OF OUT PATIENTS | 23163 | 927 |
| 2 | TOTAL NUMBER OF OUT PATIENTS TREATED IN EMERGENCY | 1481 | 48 |
| 3 | TOTAL NUMBER OF ADMISSIONS | 1595 | 64 |
| 4 | TOTAL NUMBER OF SURGERIES | 1424 | 68 |
| 5 | MAJOR CASES | 446 | 21 |
| 6 | MINOR CASES | 978 | 47 |
| 7 | TOTAL NUMBER OF RADIO DIAGNOSIS | 3447 | 138 |
| 8 | TOTAL NUMBER OF X-RAYS | 3191 | 128 |
| 9 | TOTAL NUMBER OF CT | 207 | 8 |
| 10 | TOTAL NUMBER OF SPECIAL INVESTIGATIONS | 49 | 2 |
| 11 | TOTAL NUMBER OF ULTRA-SONOGRAM | 713 | 29 |
| 12 | TOTAL NUMBER OF ECG | 1136 | 45 |
| 13 | TOTAL NUMBER OF ECHO | 276 | 11 |
| 14 | TOTAL NUMBER OF CENTRAL LAB INVESTIGATIONS | 83944 | 3358 |
| 15 | TOTAL NUMBER OF BIO-CHEMISTRY TESTS | 20748 | 830 |
| 16 | TOTAL NUMBER OF CLINICAL PATHOLOGY TESTS | 43258 | 1730 |
| 17 | TOTAL NUMBER OF HISTOPATHOLOGY TESTS | 212 | 8 |
| 18 | TOTAL NUMBER OF CYTOPATHOLOGY TESTS | 169 | 7 |
| 19 | TOTAL NUMBER OF MICRO-BIOLOGY TESTS | 4906 | 196 |




VELAN
Vels Medical College & Hospital
Under VISTAS (Deemed to be University)
Tiruvallur Dist-601 102, Tamil Nadu

VELS MEDICAL COLLEGE & HOSPITAL

VELAN NAGAR, PERIYAPALAYAM ROAD, MANJANKARANAI, THIRUVALLUR-601102

HOSPITAL STATISTICS FOR THE MONTH OF AUG - 2023**TOTAL BEDS : 503**

| S.No | PARTICULARS | NUMBERS | DAILY AVERAGE |
|------|---|---------|---------------|
| 1 | TOTAL NUMBER OF OUT PATIENTS | 23719 | 912 |
| 2 | TOTAL NUMBER OF OUT PATIENTS TREATED IN EMERGENCY | 1499 | 48 |
| 3 | TOTAL NUMBER OF ADMISSIONS | 1683 | 65 |
| 4 | TOTAL NUMBER OF SURGERIES | 1355 | 62 |
| 5 | MAJOR CASES | 424 | 19 |
| 6 | MINOR CASES | 931 | 42 |
| 7 | TOTAL NUMBER OF RADIO DIAGNOSIS | 3559 | 137 |
| 8 | TOTAL NUMBER OF X-RAYS | 3311 | 127 |
| 9 | TOTAL NUMBER OF CT | 198 | 8 |
| 10 | TOTAL NUMBER OF SPECIAL INVESTIGATIONS | 50 | 2 |
| 11 | TOTAL NUMBER OF ULTRA-SONOGRAM | 711 | 27 |
| 12 | TOTAL NUMBER OF ECG | 1156 | 44 |
| 13 | TOTAL NUMBER OF ECHO | 252 | 10 |
| 14 | TOTAL NUMBER OF CENTRAL LAB INVESTIGATIONS | 82129 | 3159 |
| 15 | TOTAL NUMBER OF BIO-CHEMISTRY TESTS | 36854 | 1417 |
| 16 | TOTAL NUMBER OF CLINICAL PATHOLOGY TESTS | 40195 | 1546 |
| 17 | TOTAL NUMBER OF HISTOPATHOLOGY TESTS | 190 | 7 |
| 18 | TOTAL NUMBER OF CYTOPATHOLOGY TESTS | 195 | 8 |
| 19 | TOTAL NUMBER OF MICRO-BIOLOGY TESTS | 4715 | 181 |



DEAN
Vels Medical College & Hospital
Under VISTAS (Deemed to be University)
Tiruvallur Dist-601 102, Tamil Nadu

VELS MEDICAL COLLEGE & HOSPITAL

VELAN NAGAR, PERIYAPALAYAM ROAD, MANJANKARANAI, THIRUVALLUR-601102

HOSPITAL STATISTICS FOR THE MONTH OF SEP - 2023**TOTAL BEDS : 600**

| S.No | PARTICULARS | NUMBERS | DAILY AVERAGE |
|------|---|---------|---------------|
| 1 | TOTAL NUMBER OF OUT PATIENTS | 23185 | 1008 |
| 2 | TOTAL NUMBER OF OUT PATIENTS TREATED IN EMERGENCY | 1636 | 55 |
| 3 | TOTAL NUMBER OF ADMISSIONS | 1791 | 78 |
| 4 | TOTAL NUMBER OF SURGERIES | 1171 | 62 |
| 5 | MAJOR CASES | 357 | 19 |
| 6 | MINOR CASES | 814 | 43 |
| 7 | TOTAL NUMBER OF RADIO DIAGNOSIS | 3331 | 145 |
| 8 | TOTAL NUMBER OF X-RAYS | 3105 | 135 |
| 9 | TOTAL NUMBER OF CT | 180 | 8 |
| 10 | TOTAL NUMBER OF SPECIAL INVESTIGATIONS | 46 | 2 |
| 11 | TOTAL NUMBER OF ULTRA-SONOGRAM | 770 | 33 |
| 12 | TOTAL NUMBER OF ECG | 1005 | 44 |
| 13 | TOTAL NUMBER OF ECHO | 254 | 11 |
| 14 | TOTAL NUMBER OF CENTRAL LAB INVESTIGATIONS | 82745 | 3598 |
| 15 | TOTAL NUMBER OF BIO-CHEMISTRY TESTS | 34190 | 1487 |
| 16 | TOTAL NUMBER OF CLINICAL PATHOLOGY TESTS | 43404 | 1887 |
| 17 | TOTAL NUMBER OF HISTOPATHOLOGY TESTS | 170 | 7 |
| 18 | TOTAL NUMBER OF CYTOPATHOLOGY TESTS | 152 | 7 |
| 19 | TOTAL NUMBER OF MICRO-BIOLOGY TESTS | 4829 | 210 |



MEAN
Vels Medical College & Hospital
Under VISTAS (Deemed to be University)
Tiruvallur Dist-601 102, Tamil Nadu

VELS MEDICAL COLLEGE & HOSPITAL

VELAN NAGAR, PERIYAPALAYAM ROAD, MANJANKARANAI, THIRUVALLUR-601102

HOSPITAL STATISTICS FOR THE MONTH OF OCT - 2023**TOTAL BEDS : 600**

| S.No | PARTICULARS | NUMBERS | DAILY AVERAGE |
|------|---|---------|---------------|
| 1 | TOTAL NUMBER OF OUT PATIENTS | 23867 | 1038 |
| 2 | TOTAL NUMBER OF OUT PATIENTS TREATED IN EMERGENCY | 1836 | 59 |
| 3 | TOTAL NUMBER OF ADMISSIONS | 1932 | 84 |
| 4 | TOTAL NUMBER OF SURGERIES | 1291 | 72 |
| 5 | MAJOR CASES | 439 | 24 |
| 6 | MINOR CASES | 852 | 47 |
| 7 | TOTAL NUMBER OF RADIO DIAGNOSIS | 3304 | 144 |
| 8 | TOTAL NUMBER OF X-RAYS | 3068 | 133 |
| 9 | TOTAL NUMBER OF CT | 189 | 8 |
| 10 | TOTAL NUMBER OF SPECIAL INVESTIGATIONS | 47 | 2 |
| 11 | TOTAL NUMBER OF ULTRA-SONOGRAM | 913 | 40 |
| 12 | TOTAL NUMBER OF ECG | 1037 | 45 |
| 13 | TOTAL NUMBER OF ECHO | 343 | 15 |
| 14 | TOTAL NUMBER OF CENTRAL LAB INVESTIGATIONS | 85666 | 3725 |
| 15 | TOTAL NUMBER OF BIO-CHEMISTRY TESTS | 34219 | 1488 |
| 16 | TOTAL NUMBER OF CLINICAL PATHOLOGY TESTS | 46596 | 2026 |
| 17 | TOTAL NUMBER OF HISTOPATHOLOGY TESTS | 220 | 10 |
| 18 | TOTAL NUMBER OF CYTOPATHOLOGY TESTS | 218 | 9 |
| 19 | TOTAL NUMBER OF MICRO-BIOLOGY TESTS | 4413 | 192 |



DEAN
Vels Medical College & Hospital
Under VISTAS (Deemed to be University)
Tiruvallur Dist-601 102, Tamil Nadu

VELS MEDICAL COLLEGE & HOSPITAL

VELAN NAGAR, PERIYAPALAYAM ROAD, MANJANKARANAI, THIRUVALLUR-601102

HOSPITAL STATISTICS FOR THE MONTH OF NOV- 2023**TOTAL BEDS : 600**

| S.No | PARTICULARS | NUMBERS | DAILY AVERAGE |
|------|---|---------|---------------|
| 1 | TOTAL NUMBER OF OUT PATIENTS | 25343 | 1056 |
| 2 | TOTAL NUMBER OF OUT PATIENTS TREATED IN EMERGENCY | 1677 | 56 |
| 3 | TOTAL NUMBER OF ADMISSIONS | 1979 | 82 |
| 4 | TOTAL NUMBER OF SURGERIES | 1624 | 68 |
| 5 | MAJOR CASES | 490 | 20 |
| 6 | MINOR CASES | 1134 | 47 |
| 7 | TOTAL NUMBER OF RADIO DIAGNOSIS | 3268 | 136 |
| 8 | TOTAL NUMBER OF X-RAYS | 3025 | 126 |
| 9 | TOTAL NUMBER OF CT | 198 | 8 |
| 10 | TOTAL NUMBER OF SPECIAL INVESTIGATIONS | 45 | 2 |
| 11 | TOTAL NUMBER OF ULTRA-SONOGRAM | 892 | 37 |
| 12 | TOTAL NUMBER OF ECG | 1021 | 43 |
| 13 | TOTAL NUMBER OF ECHO | 276 | 12 |
| 14 | TOTAL NUMBER OF CENTRAL LAB INVESTIGATIONS | 79912 | 3330 |
| 15 | TOTAL NUMBER OF BIO-CHEMISTRY TESTS | 32387 | 1349 |
| 16 | TOTAL NUMBER OF CLINICAL PATHOLOGY TESTS | 42388 | 1766 |
| 17 | TOTAL NUMBER OF HISTOPATHOLOGY TESTS | 274 | 11 |
| 18 | TOTAL NUMBER OF CYTOPATHOLOGY TESTS | 295 | 12 |
| 19 | TOTAL NUMBER OF MICRO-BIOLOGY TESTS | 4568 | 190 |



DEAN
Vels Medical College & Hospital
Under VISTAS (Deemed to be University)
Tiruvallur Dist-601 102, Tamil Nadu

VELS MEDICAL COLLEGE & HOSPITAL

VELAN NAGAR, PERIYAPALAYAM ROAD, MANJANKARANAI, THIRUVALLUR-601102

HOSPITAL STATISTICS FOR THE MONTH OF DEC - 2023**TOTAL BEDS : 600**

| S.No | PARTICULARS | NUMBERS | DAILY AVERAGE |
|------|---|---------|---------------|
| 1 | TOTAL NUMBER OF OUT PATIENTS | 23309 | 1060 |
| 2 | TOTAL NUMBER OF OUT PATIENTS TREATED IN EMERGENCY | 1682 | 54 |
| 3 | TOTAL NUMBER OF ADMISSIONS | 1768 | 80 |
| 4 | TOTAL NUMBER OF SURGERIES | 1557 | 82 |
| 5 | MAJOR CASES | 388 | 20 |
| 6 | MINOR CASES | 1169 | 62 |
| 7 | TOTAL NUMBER OF RADIO DIAGNOSIS | 2841 | 129 |
| 8 | TOTAL NUMBER OF X-RAYS | 2614 | 119 |
| 9 | TOTAL NUMBER OF CT | 189 | 9 |
| 10 | TOTAL NUMBER OF SPECIAL INVESTIGATIONS | 38 | 2 |
| 11 | TOTAL NUMBER OF ULTRA-SONOGRAM | 779 | 35 |
| 12 | TOTAL NUMBER OF ECG | 827 | 38 |
| 13 | TOTAL NUMBER OF ECHO | 345 | 16 |
| 14 | TOTAL NUMBER OF CENTRAL LAB INVESTIGATIONS | 72277 | 3285 |
| 15 | TOTAL NUMBER OF BIO-CHEMISTRY TESTS | 29450 | 1339 |
| 16 | TOTAL NUMBER OF CLINICAL PATHOLOGY TESTS | 38415 | 1746 |
| 17 | TOTAL NUMBER OF HISTOPATHOLOGY TESTS | 167 | 8 |
| 18 | TOTAL NUMBER OF CYTOPATHOLOGY TESTS | 346 | 16 |
| 19 | TOTAL NUMBER OF MICRO-BIOLOGY TESTS | 3899 | 177 |




VELAN
Vels Medical College & Hospital
Under VISTAS (Deemed to be University)
Tiruvallur Dist-601 102, Tamil Nadu

VELS MEDICAL COLLEGE & HOSPITAL

VELAN NAGAR, PERIYAPALAYAM ROAD, MANJANKARANAI, THIRUVALLUR-601102

HOSPITAL STATISTICS FOR THE MONTH OF JAN - 2024**TOTAL BEDS : 600**

| S.No | PARTICULARS | NUMBERS | DAILY AVERAGE |
|------|---|---------|---------------|
| 1 | TOTAL NUMBER OF OUT PATIENTS | 21059 | 1003 |
| 2 | TOTAL NUMBER OF OUT PATIENTS TREATED IN EMERGENCY | 1836 | 59 |
| 3 | TOTAL NUMBER OF ADMISSIONS | 1980 | 94 |
| 4 | TOTAL NUMBER OF SURGERIES | 1785 | 85 |
| 5 | MAJOR CASES | 459 | 22 |
| 6 | MINOR CASES | 1326 | 63 |
| 7 | TOTAL NUMBER OF RADIO DIAGNOSIS | 3147 | 150 |
| 8 | TOTAL NUMBER OF X-RAYS | 2928 | 139 |
| | CT | 177 | 8 |
| 9 | TOTAL NUMBER OF SPECIAL INVESTIGATIONS | 42 | 2 |
| 10 | TOTAL NUMBER OF ULTRA-SONOGRAM | 968 | 46 |
| 11 | TOTAL NUMBER OF ECG | 1121 | 53 |
| 12 | TOTAL NUMBER OF ECHO | 437 | 21 |
| | TOTAL NUMBER OF CENTRAL LAB INVESTIGATIONS | 81086 | 3861 |
| 13 | TOTAL NUMBER OF BIO-CHEMISTRY TESTS | 33615 | 1601 |
| 14 | TOTAL NUMBER OF CLINICAL PATHOLOGY TESTS | 42510 | 2024 |
| 15 | TOTAL NUMBER OF HISTOPATHOLOGY TESTS | 245 | 12 |
| 16 | TOTAL NUMBER OF CYTOPATHOLOGY TESTS | 378 | 18 |
| 17 | TOTAL NUMBER OF MICRO-BIOLOGY TESTS | 4338 | 207 |



DEAN
Vels Medical College & Hospital
Under VISTAS (Deemed to be University)
Tiruvallur Dist-601 102, Tamil Nadu

VELS MEDICAL COLLEGE & HOSPITAL

VELAN NAGAR, PERIYAPALAYAM ROAD, MANJANKARANAI, THIRUVALLUR-601102

HOSPITAL STATISTICS FOR THE MONTH OF FEB - 2024**TOTAL BEDS : 600**

| S.No | PARTICULARS | NUMBERS | DAILY AVERAGE |
|------|---|---------|---------------|
| 1 | TOTAL NUMBER OF OUT PATIENTS | 26521 | 1061 |
| 2 | TOTAL NUMBER OF OUT PATIENTS TREATED IN EMERGENCY | 1526 | 53 |
| 3 | TOTAL NUMBER OF ADMISSIONS | 2281 | 91 |
| 4 | TOTAL NUMBER OF SURGERIES | 1921 | 77 |
| 5 | MAJOR CASES | 581 | 23 |
| 6 | MINOR CASES | 1340 | 54 |
| 7 | TOTAL NUMBER OF RADIO DIAGNOSIS | 3780 | 151 |
| 8 | TOTAL NUMBER OF X-RAYS | 3502 | 140 |
| | CT | 228 | 9 |
| 9 | TOTAL NUMBER OF SPECIAL INVESTIGATIONS | 50 | 2 |
| 10 | TOTAL NUMBER OF ULTRA-SONOGRAM | 1089 | 44 |
| 11 | TOTAL NUMBER OF ECG | 1279 | 51 |
| 12 | TOTAL NUMBER OF ECHO | 460 | 18 |
| | TOTAL NUMBER OF CENTRAL LAB INVESTIGATIONS | 97132 | 3885 |
| 13 | TOTAL NUMBER OF BIO-CHEMISTRY TESTS | 39617 | 1585 |
| 14 | TOTAL NUMBER OF CLINICAL PATHOLOGY TESTS | 51516 | 2061 |
| 15 | TOTAL NUMBER OF HISTOPATHOLOGY TESTS | 298 | 12 |
| 16 | TOTAL NUMBER OF CYTOPATHOLOGY TESTS | 445 | 18 |
| 17 | TOTAL NUMBER OF MICRO-BIOLOGY TESTS | 5256 | 210 |


DEAN
Vels Medical College & Hospital
Under VISTAS (Deemed to be University)
Tiruvallur Dist-601 102, Tamil Nadu